A / R-1 REFRIGERATION RACK OUTLINE DRAWING MPL-2

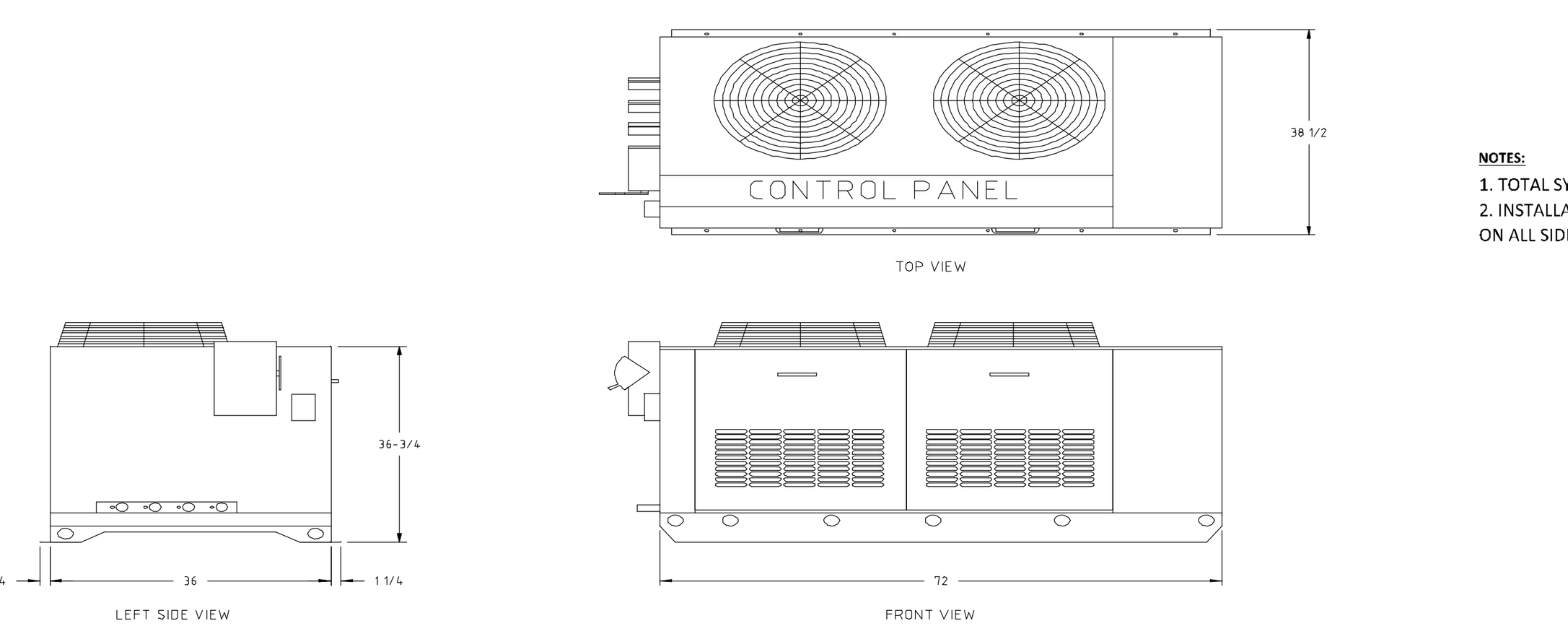

NOTES:
1. TOTAL SYSTEM WEIGHT: 584 LBS
2. INSTALLATION CLEARANCE REQUIRES 3 FT ON ALL SIDES

B / R-1 SUGGESTED ROOF PAD DETAILS MPL-2

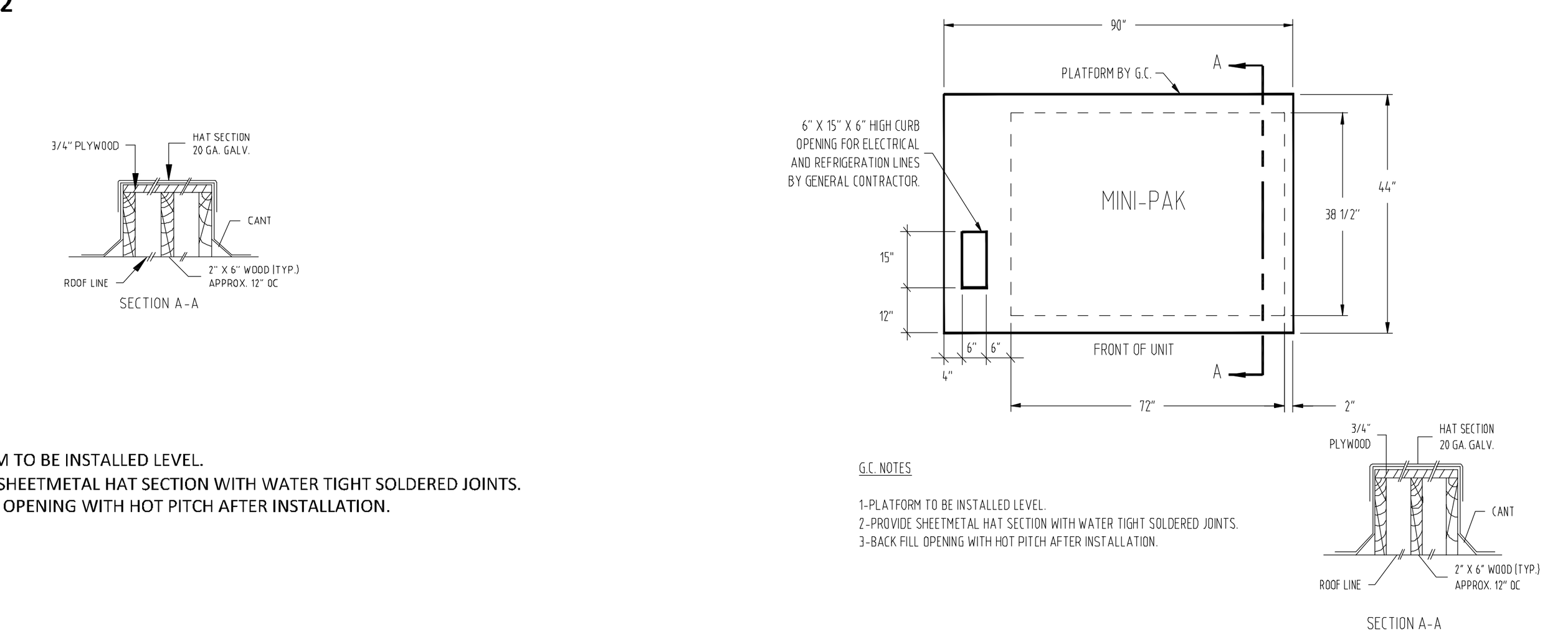

G.C. NOTES

1-PLATFORM TO BE INSTALLED LEVEL.
2-PROVIDE SHEETMETAL HAT SECTION WITH WATER TIGHT SOLDERED JOINTS.
3-BACK FILL OPENING WITH HOT PITCH AFTER INSTALLATION.

COLDZONE ENGINEERING SUMMARY

POWER SUPPLY: 208-230/3/60 — CONNECTED LOAD 27 A — MIIN CIRCUIT AMPACITY 29 A — FUSE SIZE 40 A

SYSTEM	ITEM NUMBER	DESCRIPTION	FIXTURE LOAD	FIXT. °F FIX T.	FIXT. °F SUCT.	REFRIG. R-	COMPRESSOR MODEL NUMBER	H.P.	RECEIVER CAPACITY LBS. (@ 90%)	% OF LOAD CAPACITY	RLA	V	PH	COOLING CAPACITY (BTUH) AT 105 AMBIENT	DEFROST *	QUANTITY	MODEL NO.	NOMINAL CAPACITY TOTAL	MFR. REMARKS	FAN 1PH AMP	FAN 1PH V	HEATER AMP	HEATER V	HEATER PH	TOTAL SYSTEM AMPS	ROUTE +	SUCTION	LIQUID	DRAIN FITTING - NPT	DEFROST OPTION NO.	CIRCUIT WITH DEFROST TIME CLOCK	HEATED AND INSULATED RECEIVER	SUCTION ACCUMULATOR	SUCTION FILTER	OIL SEPARATOR	TSTAT	S'NOID	EXP VALVE	REMARKS
A	-	Walk-in Cooler	9732	35	25	448A	ZS09KAE	1	10.00	106%	7.2	208-230	3	10334	A	1	CL6A094DDA	10246	COLDZONE	1	208-230/1				7.2		5/8	3/8	3/4-14	ECONET	NO	YES	NO	SEALED	NO	FI		FI	
B	-	Walk-in Freezer	10500	-10	-20	448A	ZF11K4E	3-1/2	34.00	100%	10.9	208-230	3	10506	E	1	CL6E105DDA	11656	COLDZONE	1	208-230/1	9.8	208-230	1	10.9		7/8	3/8	3/4-14	ECONET	NO	YES	YES	SEALED	NO	FI		FI	

SYSTEM ITEM NO:- — CONDENSER FAN: 2 — CONDENSER FAN AMPS: 6.8

LEGEND: * A-AIR DEFROST G-GRAVITY(W/TIMER) E- ELECTRIC DEFROST DD-DEMAND DEFROST; + S-SINGLE M-MAIN B-BRANCH; ** VERIFY LINE SIZES WITH JOB SITE CONDITIONS; MFR- FURNISH WITH FIXTURE, FL- CZ TO FURNISH AND SHIP LOOSE, FI- CZ TO FURNISH AND INSTALL ON UNIT; Z* - MULTIPLE EVAPORATORS TIED TO ONE COMPRESSOR TO BE BONDED BY OTHERS, RC- FURNISH AND INSTALL BY REF. CONTRACTOR

NOTE:
CONDENSER SELECTED FOR 1000 FEET ELEVATION AND 105°F AMBIENT TEMPERATURE
ALL COMPRESSOR CIRCUITS INDIVIDUALLY PIPED WITH SEALED LIQUID AND SUCTION FILTERS, CRANKCASE HEATERS, AND HEAD PRESSURE CONTROL VALVES
ELECTROMECHANICAL CONTROLS PER COMPRESSOR WITH HIGH/LOW PRESSURE SWITCHES
POWDER COATED STEEL CABINET PANELS
SYSTEMS WITH HEATED/INSULATED RECEIVERS FOR LOW AMBIENT OPERATION

C / R-1 ELECTRICAL INSTALLATION

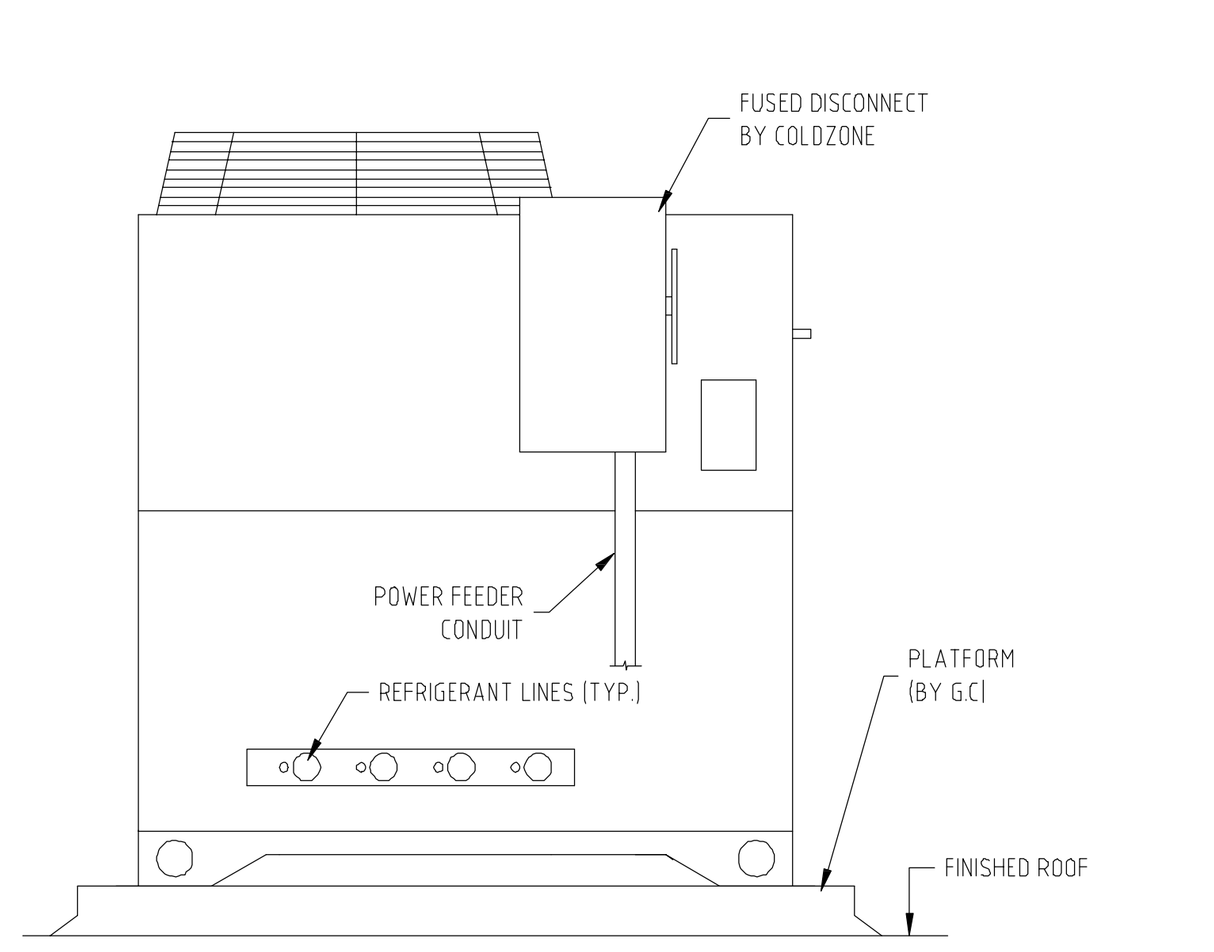

D / R-1 COLDZONE EVAPRATOR COIL LOW PROFILE

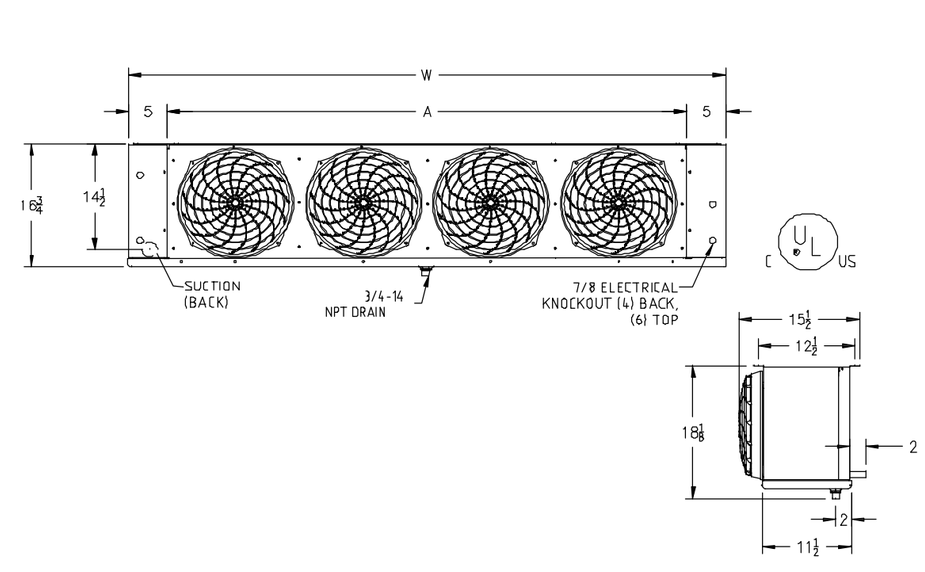

MODEL NUMBER	QTY	FIGURE	NO. OF FANS	W	A	WEIGHT (LBS. EACH)
CL6A094ADA	1	1	2	43-5/8	43-5/8	55
CL6E105DDA	1	1	2	43-5/8	43-5/8	62

(EVAPORAOTR COIL(S) INCHES)

REFRIGERATION SYSTEM ELECTRICAL SCHEDULE / POWER SUPPLIED BY ELECTRICAL CONTRACTOR

ITEM NO.	QTY.	DESCRIPTION	VOLTAGE/PH	AMPS	MCA	MOPD
-	1	MPL-2	208-230/3/60	27	29	40

ENGINEERING GUIDE TO SPECIFICATION FOR MINI-PAK REFRIGERATION PACKAGE

[illegible]

GENERAL NOTES

[illegible]

F / R-1 WIRING DIAGRAM FOR W/I COOLER EVAPORATOR COIL

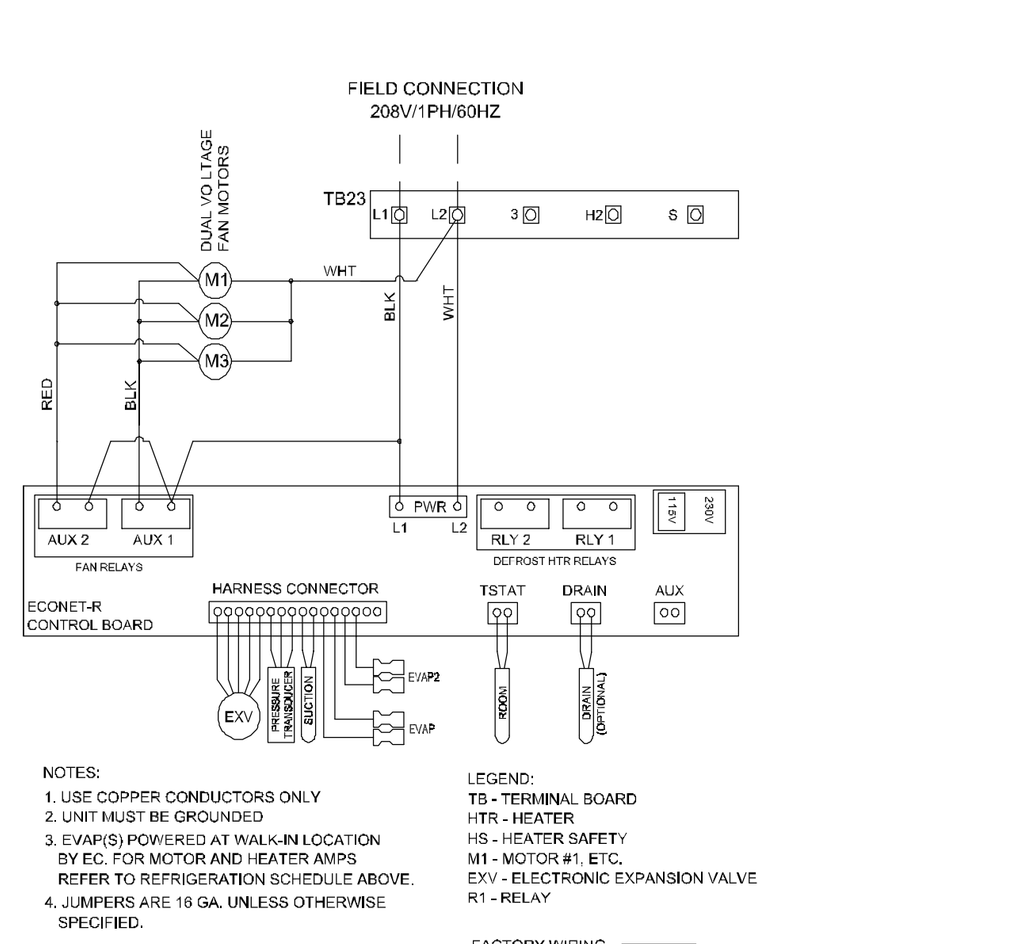

G / R-1 WIRING DIAGRAM FOR W/I FREEZER EVAPORATOR COIL

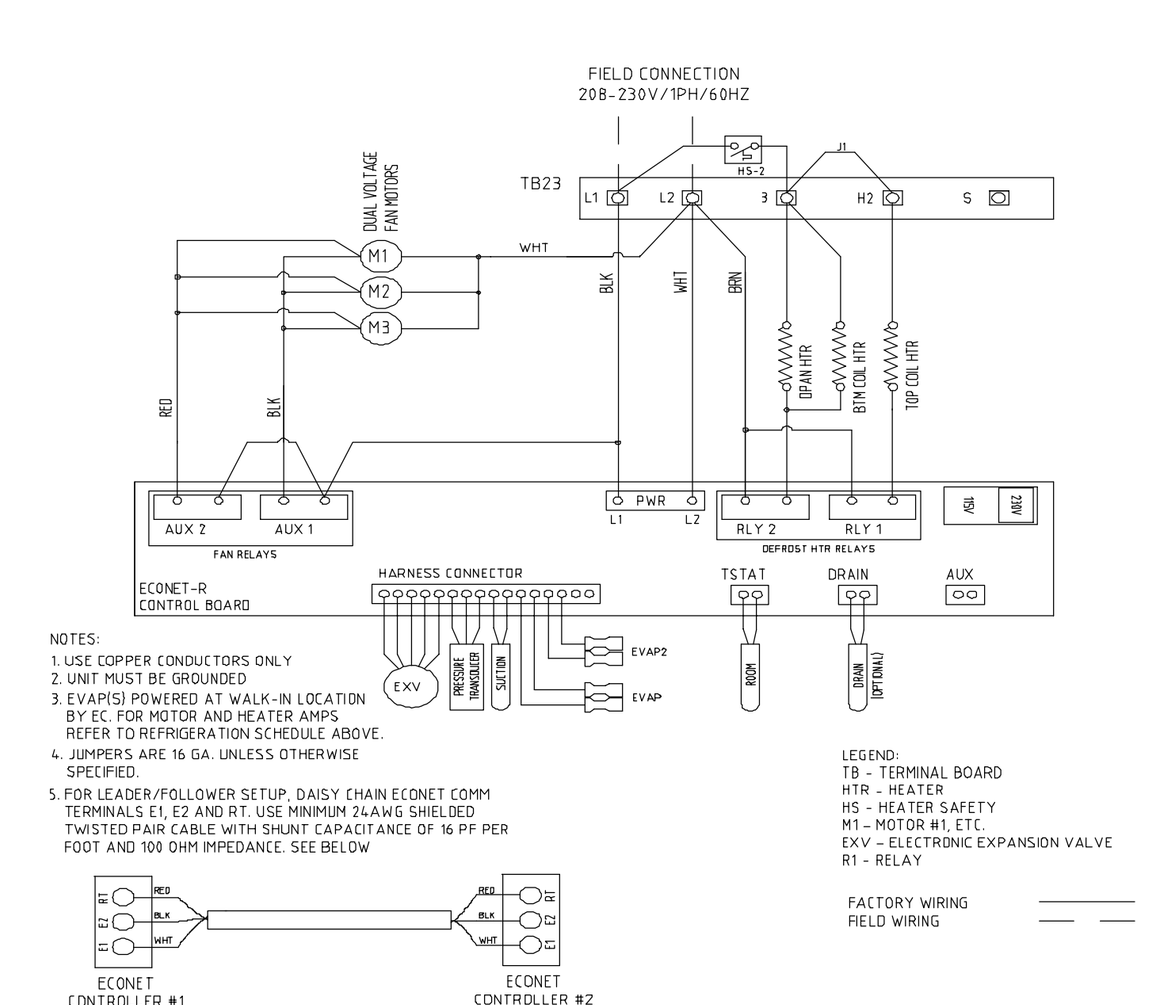

H / R-1 DRAIN LINE DETAIL

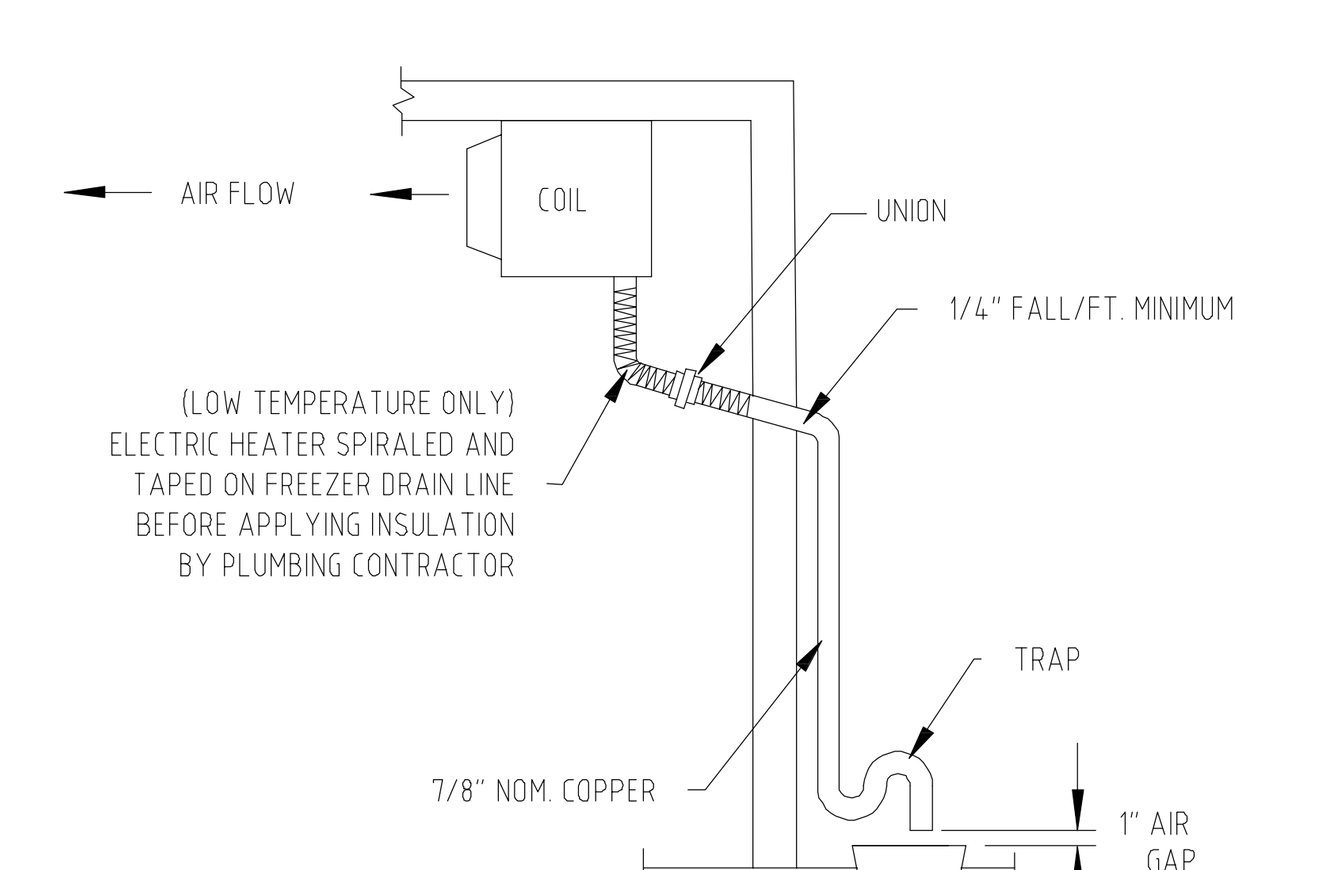

THE INFORMATION DISCLOSED HEREIN WAS ORIGINATED BY AND IS THE PROPERTY OF COLDZONE AND EXCEPT FOR RIGHTS EXPRESSLY GRANTED TO THE CUSTOMER, COLDZONE RESERVES ALL PATENT, PROPERTY, DESIGN, USE, SALE, MANUFACTURING AND REPRODUCTION RIGHTS THERETO.

GENERAL NOTES

REFRIGERATION PIPE SIZES ARE BASED ON A MAXIMUM LINE RUN OF 100 EQUIVALENT FEET FOR LIQUID AND SUCTION LINES. THIS INCLUDES AN ALLOWANCE OF 45 EQUIVALENT FEET FOR VERTICAL RISERS. LINE RUNS LONGER THAN 100 EQUIVALENT FEET MAY VOID THE LINE SIZES INDICATED ON OUR SUBMITTAL DRAWING

IT IS THE INSTALLING CONTRACTORS RESPONSIBILITY TO FOLLOW ALL APPLICABLE CODES AND CURRENT REFRIGERATION INDUSTRY STANDARDS AND PRACTICES WHEN DETERMINING LINE SIZES, AND INSTALLING AND STARTING UP COLDZONE EQUIPMENT

EVAPORATOR AND PIPING SERVICE / ISOLATION VALVES ARE RECOMMENDED FOR PARALLEL AND MULTIPLEX SYSTEMS. THESE VALVES ARE TO BE SUPPLIED AND INSTALLED BY THE INSTALLING CONTRACTOR.

REV	Description	Date
0	Initial Release	11/6/2024

Project Name and Address: Moore Public Schools Child Care, 201 N. Eastern Ave., Moore, OK — NOT DRAWN TO SCALE

Drawing Number — Job Number 24-1140 — Date 11/6/2024 — Drawn By KN — Sheet Number R-1

1 FOODSERVICE EQUIPMENT REFRIGERATION PLAN
NO SCALE

NORTH

AGP
the Abla Griffin Partnership L.L.C.
313 S. E. 5th Street
MOORE, OK. 73160
405.735.3477
AGP@theAGP.net
www.theAGP.net

CEDAR CREEK
CIVIL

KFC ENGINEERING
STRUCTURAL

SALAS O'BRIEN
MECHANICAL / ELECTRICAL

RS
drawn by

RS
checked by

10/29/2024
date

revisions

Addendum #1 11/20/2024

MOORE PUBLIC SCHOOLS

CHILD CARE FACILITY
201 N. EASTERN AVE.

sheet no:

FS701

OWNERSHIP USE OF DOCUMENTS:

AGP EXPRESSLY RESERVES ITS COPYRIGHT AND OTHER PROPERTY RIGHTS OF ALL PLANS AND DRAWINGS DESIGNED AND/OR PRODUCED. PLANS AND DRAWINGS ARE NOT TO BE REPRODUCED IN ANY FORM OR MANNER WITHOUT THE EXPRESSED WRITTEN CONSENT OF AGP.